

13

## 100m Individual Medley Women Final

Official

13NZR

13 Years New Zealand Short  
Course Record

1:05.08

2022-07-29  
Hamilton, N...Milan Glintmeyer  
Palmerston North Girls High Sc

14NZR

14 Years New Zealand Short  
Course Record

1:03.31

2014-08-01

Gabrielle Fa'amausili  
UNIAK

NZR

Open New Zealand Short Course

58.40

2022-12-16

Helena Gasson

Show more

Entries

Heats

Summary



Total

Rank	Competitor	Age	Club	RT	PTS	Result
1	 Glintmeyer Milan	15	 Whangapar...	0.72		<b>1:04.44</b> Entry: 1:03.65 (+0.79)
	25m: 12.86	50m: 28.26 (15.40)	75m: 48.95 (20.69)			100m: 1:04.44 (15.49)
2	 Yamagami Kiri	15	 Botany Do...	0.73		<b>1:06.57</b> Entry: 1:06.52 (+0.05)
	25m: 13.54	50m: 30.22 (16.68)	75m: 50.81 (20.59)			100m: 1:06.57 (15.76)
3	 Bennett Brooke	17	 Villa Maria ...	0.87		<b>1:06.84</b> Entry: 1:09.72 (-2.88)
	25m: 14.39	50m: 32.11 (17.72)	75m: 51.12 (19.01)			100m: 1:06.84 (15.72)
4	 Lovell Nicola	15	 Marlboroug...	0.78		<b>1:07.57</b> Entry: 1:07.80 (-0.23)
	25m: 14.19	50m: 31.39 (17.20)	75m: 51.32 (19.93)			100m: 1:07.57 (16.25)
5	 Zhou Karmen	15	 Queen Mar...	0.70		<b>1:07.58</b> Entry: 1:08.80 (-1.22)
	25m: 13.77	50m: 30.79 (17.02)	75m: 51.30 (20.51)			100m: 1:07.58 (16.28)
6	 Menzies Laura	14	 Rolleston C...	0.74		<b>1:07.83</b> Entry: 1:08.92 (-1.09)
	25m: 14.07	50m: 30.34 (16.27)	75m: 51.13 (20.79)			100m: 1:07.83 (16.70)
7	 McGrath Lily	14	 St Hilda's C...	0.71		<b>1:08.06</b> Entry: 1:08.89 (-0.83)
	25m: 14.38	50m: 32.28 (17.90)	75m: 51.53 (19.25)			100m: 1:08.06 (16.53)
8	 Lyles Jade	13	 Pinehurst S...	0.76		<b>1:08.46</b> Entry: 1:08.92 (-0.46)
	25m: 13.85	50m: 30.70 (16.85)	75m: 52.45 (21.75)			100m: 1:08.46 (16.01)
9	 Tongalea Mila	13	 St Cuthbert'...	0.73		<b>1:08.51</b> Entry: 1:08.46 (+0.05)


25m: 13.61      50m: 30.62 (17.01)      75m: 52.73 (22.11)  
100m: 1:08.51 (15.78)

**10**  **Botes Scarlett**      14  **Taradale Hi...**      0.76      **1:08.68**  
Entry: 1:07.98 (+0.70)

25m: 13.74      50m: 31.06 (17.32)      75m: 51.89 (20.83)  
100m: 1:08.68 (16.79)

**11**  **Huang Channelle**      13  **Kristin School**      0.85      **1:08.70**  
Entry: 1:08.37 (+0.33)

25m: 14.88      50m: 32.80 (17.92)      75m: 52.55 (19.75)  
100m: 1:08.70 (16.15)

**12**  **Shi Lisa**      15  **Saint Kenti...**      0.66      **1:09.14**  
Entry: 1:09.26 (-0.12)


25m: 14.33      50m: 32.26 (17.93)      75m: 52.26 (20.00)  
100m: 1:09.14 (16.88)

**13**  **Tobin Mackenzie**      13  **St Cuthbert'...**      0.77      **1:09.15**  
Entry: 1:11.85 (-2.70)



25m: 14.27      50m: 31.21 (16.94)      75m: 52.71 (21.50)  
100m: 1:09.15 (16.44)

**14**  **Lovell Jessica**      17  **Marlboroug...**      0.71      **1:09.19**  
Entry: 1:10.33 (-1.14)



25m: 13.46      50m: 30.82 (17.36)      75m: 52.01 (21.19)  
100m: 1:09.19 (17.18)

**15**  **Liu Arissa**      14  **Pinehurst S...**      0.73      **1:09.27**  
Entry: 1:08.78 (+0.49)



25m: 14.07      50m: 30.88 (16.81)      75m: 52.46 (21.58)  
100m: 1:09.27 (16.81)

**16**  **Vivian Olivia**      13  **St Margaret...**      0.79      **1:09.43**  
Entry: 1:09.57 (-0.14)



25m: 14.58      50m: 32.32 (17.74)      75m: 52.94 (20.62)  
100m: 1:09.43 (16.49)

**17**  **Smith Pene**      16  **Avonside G...**      0.67      **1:09.72**  
Entry: 1:10.01 (-0.29)



25m: 13.84      50m: 30.34 (16.50)      75m: 52.31 (21.97)  
100m: 1:09.72 (17.41)

**18**  **Hooton Zoe**      14  **Orewa Coll...**      0.61      **1:09.84**  
Entry: 1:10.31 (-0.47)



25m: 14.17      50m: 31.48 (17.31)      75m: 52.92 (21.44)  
100m: 1:09.84 (16.92)

**19**  **Nadilo Marina**      15  **Queen Mar...**      0.74      **1:10.10**  
Entry: 1:10.49 (-0.39)



















25m: 14.12      50m: 31.70 (17.58)      75m: 53.09 (21.39)  
100m: 1:10.10 (17.01)

**20**  **Bendall Emma**      16  **Tararua Col...**      0.80      **1:10.18**  
Entry: 1:11.32 (-1.14)

25m: 14.25      50m: 31.77 (17.52)      75m: 53.53 (21.76)  
100m: 1:10.18 (16.65)

**21**  **Hains Macy**      15  **Mt Albert G...**      0.77      **1:10.22**  
Entry: 1:11.44 (-1.22)

25m: 14.23      50m: 32.59 (18.36)      75m: 53.93 (21.34)  
100m: 1:10.22 (16.29)

22	 Kim Lani	13	 Rangitoto C... 0.69	1:10.25 Entry: 1:09.76 (+0.49)
	25m: 14.40 100m: 1:10.25 (16.96)	50m: 32.49 (18.09)	75m: 53.29 (20.80)	
23	 Austin Amelie	17	 St Paul's C... 0.79	1:10.35 Entry: 1:09.35 (+1.00)
	25m: 14.33 100m: 1:10.35 (16.81)	50m: 32.77 (18.44)	75m: 53.54 (20.77)	
24	 Bao Eileena	17	 Rangitoto C... 0.72	1:10.41 Entry: 1:09.45 (+0.96)
	25m: 14.18 100m: 1:10.41 (17.12)	50m: 31.47 (17.29)	75m: 53.29 (21.82)	
24	 Carter Violet	14	 Freyberg Hi... 0.79	1:10.41 Entry: 1:10.90 (-0.49)
	25m: 14.60 100m: 1:10.41 (16.68)	50m: 32.34 (17.74)	75m: 53.73 (21.39)	
26	 Thompson Emily	15	 Feilding Hi... 0.68	1:10.72 Entry: 1:11.85 (-1.13)
	25m: 14.24 100m: 1:10.72 (18.10)	50m: 32.66 (18.42)	75m: 52.62 (19.96)	
26	 Thompson Tetsani	16	 Tauranga G... 0.65	1:10.72 Entry: 1:11.24 (-0.52)
	25m: 14.62 100m: 1:10.72 (16.87)	50m: 31.86 (17.24)	75m: 53.85 (21.99)	
28	 Lovatt Kiri	15	 Mt Albert G... 0.77	1:10.91 Entry: 1:10.73 (+0.18)
	25m: 14.88 100m: 1:10.91 (17.05)	50m: 34.82 (19.94)	75m: 53.86 (19.04)	
29	 Nelson Holly	16	 Rangitoto C... 0.80	1:11.06 Entry: 1:10.21 (+0.85)
	25m: 14.59 100m: 1:11.06 (17.17)	50m: 31.91 (17.32)	75m: 53.89 (21.98)	
30	 Lomax Ella	14	 Christchurc... 0.89	1:11.14 Entry: 1:13.67 (-2.53)
	25m: 15.23 100m: 1:11.14 (17.10)	50m: 32.60 (17.37)	75m: 54.04 (21.44)	
31	 Upton Laila	14	 Queen Mar... 0.79	1:11.19 Entry: 1:10.89 (+0.30)
	25m: 14.21 100m: 1:11.19 (16.48)	50m: 32.70 (18.49)	75m: 54.71 (22.01)	
32	 Ferguson Ariana	16	 Rangiora Hi... 0.66	1:11.29 Entry: 1:12.14 (-0.85)
	25m: 14.37 100m: 1:11.29 (17.37)	50m: 32.22 (17.85)	75m: 53.92 (21.70)	
33	 Gibson Colbie	15	 Rangiora Hi... 0.67	1:11.34 Entry: 1:10.81 (+0.53)
	25m: 14.46 100m: 1:11.34 (17.77)	50m: 32.66 (18.20)	75m: 53.57 (20.91)	
34	 Smith Lily	14	 Palmerston... 0.73	1:11.35 Entry: 1:12.79 (-1.44)

25m: 14.15      50m: 33.39 (19.24)      75m: 54.53 (21.14)  
100m: 1:11.35 (16.82)

**35**  Fisher Tandia      13  Villa Maria ...      0.74      **1:11.42**  
Entry: 1:16.19 (-4.77)

25m: 13.76      50m: 31.92 (18.16)      75m: 54.44 (22.52)  
100m: 1:11.42 (16.98)

**36**  Jury Mackenzie      13  Aquinas Co...      0.69      **1:11.50**  
Entry: 1:14.42 (-2.92)

25m: 14.89      50m: 32.72 (17.83)      75m: 54.30 (21.58)  
100m: 1:11.50 (17.20)

**37**  Loomes Maya      17  Avondale C...      0.65      **1:11.63**  
Entry: 1:10.80 (+0.83)

25m: 14.32      50m: 31.63 (17.31)      75m: 53.92 (22.29)  
100m: 1:11.63 (17.71)

**38**  Knight Kayla      15  Baradene ...      0.78      **1:11.64**  
Entry: 1:10.27 (+1.37)

25m: 14.74      50m: 32.49 (17.75)      75m: 55.01 (22.52)  
100m: 1:11.64 (16.63)

**39**  Gray Michaela      15  Paraparau...      0.71      **1:11.65**  
Entry: 1:12.93 (-1.28)

25m: 14.26      50m: 30.98 (16.72)      75m: 54.11 (23.13)  
100m: 1:11.65 (17.54)

**40**  Leeds Indy      13  Rangi Ruru...      0.88      **1:11.82**  
Entry: 1:12.31 (-0.49)

25m: 14.77      50m: 32.22 (17.45)      75m: 55.58 (23.36)  
100m: 1:11.82 (16.24)

**41**  Ealam-Smith Bella      16  Villa Maria ...      0.74      **1:11.84**  
Entry: 1:10.35 (+1.49)

25m: 14.16      50m: 31.35 (17.19)      75m: 53.76 (22.41)  
100m: 1:11.84 (18.08)

**42**  Wilson Madeleine      14  Sacred Hea...      0.76      **1:11.87**  
Entry: 1:13.84 (-1.97)

25m: 14.90      50m: 33.61 (18.71)      75m: 55.41 (21.80)  
100m: 1:11.87 (16.46)

**43**  Vo Celest      16  Diocesan S...      0.63      **1:11.99**  
Entry: 1:11.66 (+0.33)

25m: 14.46      50m: 33.28 (18.82)      75m: 54.82 (21.54)  
100m: 1:11.99 (17.17)

**44**  Skidmore Millie      14  Woodford ...      0.82      **1:12.12**  
Entry: 1:11.35 (+0.77)

25m: 15.13      50m: 32.56 (17.43)      75m: 54.74 (22.18)  
100m: 1:12.12 (17.38)

**45**  Riley Indiana      16  Waikato Di...      0.76      **1:12.20**  
Entry: 1:12.21 (-0.01)

25m: 15.10      50m: 32.95 (17.85)      75m: 55.80 (22.85)  
100m: 1:12.20 (16.40)

**45**  Sheng Fiona      14  Sancta Mar...      0.67      **1:12.20**  
Entry: 1:12.24 (-0.04)

25m: 13.98      50m: 32.64 (18.66)      75m: 54.90 (22.26)  
100m: 1:12.20 (17.30)

47	 Ding Cloris	13	 St Cuthbert'...	0.66	<b>1:12.54</b> Entry: 1:13.98 (-1.44)
	25m: 15.00 100m: 1:12.54 (17.08)	50m: 32.90 (17.90)	75m: 55.46 (22.56)		
48	 Icteton Emma	14	 New Plymo...	0.92	<b>1:12.76</b> Entry: 1:13.32 (-0.56)
	25m: 15.18 100m: 1:12.76 (17.98)	50m: 33.81 (18.63)	75m: 54.78 (20.97)		
49	 Bradford Lara	14	 Cromwell C...	0.72	<b>1:12.77</b> Entry: 1:12.18 (+0.59)
	25m: 15.23 100m: 1:12.77 (18.03)	50m: 33.12 (17.89)	75m: 54.74 (21.62)		
50	 Du Emma	13	 Wentworth ...	0.69	<b>1:12.78</b> Entry: 1:15.05 (-2.27)
	25m: 15.29 100m: 1:12.78 (17.63)	50m: 34.11 (18.82)	75m: 55.15 (21.04)		
51	 Vaughan India	14	 Rangitoto C...	0.67	<b>1:12.85</b> Entry: 1:14.35 (-1.50)
	25m: 14.62 100m: 1:12.85 (18.09)	50m: 33.78 (19.16)	75m: 54.76 (20.98)		
52	 Morrison Sienna	14	 Mahurangi ...	0.63	<b>1:12.91</b> Entry: 1:11.13 (+1.78)
	25m: 15.12 100m: 1:12.91 (18.14)	50m: 33.77 (18.65)	75m: 54.77 (21.00)		
53	 Sampson Millie	16	 Hutt Valley ...	0.72	<b>1:12.92</b> Entry: 1:10.69 (+2.23)
	25m: 15.18 100m: 1:12.92 (17.93)	50m: 33.36 (18.18)	75m: 54.99 (21.63)		
54	 Scott Tessa	15	 Waikato Di...	0.71	<b>1:12.95</b> Entry: 1:12.97 (-0.02)
	25m: 14.80 100m: 1:12.95 (16.92)	50m: 32.67 (17.87)	75m: 56.03 (23.36)		
55	 Conley Paige	14	 Wanganui ...	0.75	<b>1:13.01</b> Entry: 1:12.47 (+0.54)
	25m: 14.83 100m: 1:13.01 (16.51)	50m: 33.06 (18.23)	75m: 56.50 (23.44)		
56	 Iosefa Jordan	14	 Saint Kenti...	0.75	<b>1:13.10</b> Entry: 1:12.87 (+0.23)
	25m: 14.20 100m: 1:13.10 (17.03)	50m: 32.54 (18.34)	75m: 56.07 (23.53)		
57	 Ng Sophia	13	 Diocesan S...	0.85	<b>1:13.36</b> Entry: 1:13.37 (-0.01)
	25m: 14.76 100m: 1:13.36 (17.21)	50m: 33.60 (18.84)	75m: 56.15 (22.55)		
58	 Salmons Alyssa	14	 ACG Taura...	0.73	<b>1:13.41</b> Entry: 1:11.78 (+1.63)
	25m: 14.68 100m: 1:13.41 (18.19)	50m: 33.93 (19.25)	75m: 55.22 (21.29)		
59	 Humphries Brooke	14	 Westlake G...	0.69	<b>1:13.55</b> Entry: 1:14.29 (-0.74)

25m: 14.69      50m: 33.11 (18.42)      75m: 55.83 (22.72)  
100m: 1:13.55 (17.72)

**60**  **Whitehead Amber**      13  **Sacred Hea...** 0.81      **1:13.64**  
Entry: 1:16.14 (-2.50)

25m: 15.04      50m: 34.52 (19.48)      75m: 55.65 (21.13)  
100m: 1:13.64 (17.99)

**61**  **Daly Harriett**      13  **Garin College** 0.74      **1:14.26**  
Entry: 1:15.99 (-1.73)

25m: 14.97      50m: 33.98 (19.01)      75m: 55.90 (21.92)  
100m: 1:14.26 (18.36)

**62**  **Dresner Renee**      13  **Tauranga G...** 0.83      **1:14.29**  
Entry: 1:17.20 (-2.91)

25m: 14.27      50m: 32.30 (18.03)      75m: 56.58 (24.28)  
100m: 1:14.29 (17.71)

**63**  **Makarova-Paton Eva**      14  **Westlake G...** 0.71      **1:14.37**  
Entry: 1:14.11 (+0.26)

25m: 15.20      50m: 34.38 (19.18)      75m: 56.40 (22.02)  
100m: 1:14.37 (17.97)

**64**  **Duly Molly**      15  **Napier Girl...** 0.79      **1:14.69**  
Entry: 1:13.23 (+1.46)

25m: 14.35      50m: 32.41 (18.06)      75m: 55.96 (23.55)  
100m: 1:14.69 (18.73)

**65**  **Li Zhongrui**      13  **Glendowie ...** 0.89      **1:14.71**  
Entry: 1:12.43 (+2.28)

25m: 15.88      50m: 33.80 (17.92)      75m: 56.08 (22.28)  
100m: 1:14.71 (18.63)

**65**  **Marlow Madison**      15  **Sacred Hea...** 0.75      **1:14.71**  
Entry: 1:12.68 (+2.03)

25m: 15.17      50m: 35.01 (19.84)      75m: 56.90 (21.89)  
100m: 1:14.71 (17.81)

**67**  **Story Alicia**      14  **Avondale C...** 0.75      **1:14.84**  
Entry: 1:14.19 (+0.65)

25m: 14.65      50m: 33.91 (19.26)      75m: 56.45 (22.54)  
100m: 1:14.84 (18.39)

**68**  **Kim Julia**      17  **Westlake G...** 0.72      **1:15.15**  
Entry: 1:10.54 (+4.61)

25m: 14.80      50m: 33.24 (18.44)      75m: 56.84 (23.60)  
100m: 1:15.15 (18.31)

**69**  **Blakemore Holly**      13  **Bethlehem ...** 0.77      **1:15.20**  
Entry: 1:15.86 (-0.66)
























25m: 15.74      50m: 34.59 (18.85)      75m: 57.30 (22.71)  
100m: 1:15.20 (17.90)

**70**  **Lott Annabelle**      14  **Taradale Hi...** 0.76      **1:15.72**  
Entry: 1:14.44 (+1.28)

25m: 15.08      50m: 33.53 (18.45)      75m: 58.41 (24.88)  
100m: 1:15.72 (17.31)

**71**  **Tang Winnie**      13  **Rangitoto C...** 0.70      **1:15.78**  
Entry: 1:16.52 (-0.74)

25m: 15.12      50m: 33.62 (18.50)      75m: 57.68 (24.06)  
100m: 1:15.78 (18.10)

72	 Burgess Kate	14	 Avonside G...	0.79	<b>1:15.83</b> Entry: 1:14.38 (+1.45)
	25m: 15.50 100m: 1:15.83 (17.92)	50m: 33.82 (18.32)	75m: 57.91 (24.09)		
73	 Wadham Scarlett	13	 St Matthew'...	0.78	<b>1:15.96</b> Entry: 1:14.02 (+1.94)
	25m: 15.97 100m: 1:15.96 (18.47)	50m: 34.30 (18.33)	75m: 57.49 (23.19)		
74	 Tilley Samantha	13	 Hillcrest Hi...	0.77	<b>1:15.99</b> Entry: 1:17.39 (-1.40)
	25m: 15.55 100m: 1:15.99 (18.58)	50m: 34.81 (19.26)	75m: 57.41 (22.60)		
75	 Rudge Zyanja	14	 Lytton High...	0.80	<b>1:16.07</b> Entry: 1:13.79 (+2.28)
	25m: 15.09 100m: 1:16.07 (17.73)	50m: 33.28 (18.19)	75m: 58.34 (25.06)		
76	 Thompson Maggie	13	 Palmerston...	0.75	<b>1:16.13</b> Entry: 1:15.84 (+0.29)
	25m: 15.78 100m: 1:16.13 (17.49)	50m: 34.90 (19.12)	75m: 58.64 (23.74)		
77	 Welsh Charlotte	13	 Westlake G...	0.79	<b>1:16.20</b> Entry: 1:15.89 (+0.31)
	25m: 15.00 100m: 1:16.20 (18.38)	50m: 33.84 (18.84)	75m: 57.82 (23.98)		
78	 McCutcheon Christina	13	 Central Ha...	0.74	<b>1:16.21</b> Entry: 1:14.78 (+1.43)
	25m: 15.42 100m: 1:16.21 (18.56)	50m: 34.22 (18.80)	75m: 57.65 (23.43)		
79	 Rollo Elysia	13	 St Ignatius ...	0.76	<b>1:17.57</b> Entry: 1:16.44 (+1.13)
	25m: 15.69 100m: 1:17.57 (18.14)	50m: 35.25 (19.56)	75m: 59.43 (24.18)		
80	 McEntee Katherine	13	 Woodford ...	0.76	<b>1:17.61</b> Entry: 1:16.83 (+0.78)
	25m: 14.98 100m: 1:17.61 (19.60)	50m: 34.06 (19.08)	75m: 58.01 (23.95)		
81	 McManus Vanzin	13	 St Mary's C...	0.77	<b>1:18.29</b> Entry: 1:13.45 (+4.84)
	25m: 15.22 100m: 1:18.29 (19.57)	50m: 34.70 (19.48)	75m: 58.72 (24.02)		
-	 Bray Amelia	17	 Baradene ...	0.78	<b>1:02.28</b> Entry: 1:03.00
	25m: 12.52 100m: 1:02.28 (14.60)	50m: 28.52 (16.00)	75m: 47.68 (19.16)		
-	 Asiata Danielle	17	 Macleans C...	0.64	<b>1:04.46</b> Entry: 1:03.89
	25m: 13.28 100m: 1:04.46 (15.69)	50m: 29.22 (15.94)	75m: 48.77 (19.55)		
-	 Gibson Isabelle	18	 Baradene ...	0.70	<b>1:05.14</b> Entry: 1:05.29

25m: 13.21      50m: 28.61 (15.40)      75m: 49.34 (20.73)  
100m: 1:05.14 (15.80)

-  Lyles Jasmine      17  Pinehurst S...      0.72      **1:06.17**  
Entry: 1:05.63

25m: 14.06      50m: 31.71 (17.65)      75m: 50.21 (18.50)  
100m: 1:06.17 (15.96)

-  Ecclestone Louise      17  Epsom Girl...      0.69      **1:06.14**  
Entry: 1:06.99

25m: 13.33      50m: 30.00 (16.67)      75m: 49.85 (19.85)  
100m: 1:06.14 (16.29)

-  Molnar Sophia      17  St Andrew's...      0.73      **1:09.40**  
Entry: 1:07.63

25m: 14.07      50m: 31.86 (17.79)      75m: 52.33 (20.47)  
100m: 1:09.40 (17.07)

-  Skidmore Evie      17  Woodford ...      0.81      **1:08.21**  
Entry: 1:08.19

25m: 13.72      50m: 31.22 (17.50)      75m: 51.74 (20.52)  
100m: 1:08.21 (16.47)

-  McLaren Anna      17  Iona College      0.68      **1:09.33**  
Entry: 1:08.77

25m: 14.12      50m: 31.48 (17.36)      75m: 52.38 (20.90)  
100m: 1:09.33 (16.95)

-  Roberts Arianna      17  Tauranga G...      0.73      **1:11.46**  
Entry: 1:09.02



25m: 13.70      50m: 31.78 (18.08)      75m: 54.47 (22.69)  
100m: 1:11.46 (16.99)

-  McLaren Kate      17  Iona College      0.75      **1:08.47**  
Entry: 1:09.28

25m: 13.61      50m: 30.59 (16.98)      75m: 51.48 (20.89)  
100m: 1:08.47 (16.99)

-  Bell Millie      16  St Margaret...      0.70      **1:08.80**  
Entry: 1:08.34 (-37.72)

25m: 13.89      50m: 30.62 (16.73)      75m: 52.36 (21.74)  
100m: 1:08.80 (16.44)

-  Riley Ariella      16  Waikato Di...      0.76      **DSQ**

-  Baars Ashlee      16  Christchurc...      0.69      **1:08.40**  
Entry: 1:07.72 (-36.66)

25m: 14.51      50m: 31.06 (16.55)      75m: 51.30 (20.24)  
100m: 1:08.40 (17.10)

-  Hurley Kate      16  Wellington ...      0.71      **1:07.17**  
Entry: 1:06.26 (-15.15)

25m: 14.35      50m: 32.80 (18.45)      75m: 51.11 (18.31)  
100m: 1:07.17 (16.06)

-  Peters Chloe      16  Sacred Hea...      0.68      **1:04.64**  
Entry: 1:05.61 (-16.56)

25m: 12.83      50m: 29.23 (16.40)      75m: 49.05 (19.82)  
100m: 1:04.64 (15.59)

-  Maritz Ania      16  Rangitoto C...      0.70      **1:06.07**  
Entry: 1:05.51 (-15.39)



25m: 13.36      50m: 29.95 (16.59)      75m: 50.12 (20.17)  
100m: 1:06.07 (15.95)



Quayle Bridie

16



Villa Maria ... 0.82

**1:04.54**  
Entry: 1:04.72 (-16.02)

25m: 13.62      50m: 29.52 (15.90)      75m: 48.70 (19.18)  
100m: 1:04.54 (15.84)



Taylor Olivia

16



Rangitoto C... 0.66

**1:11.47**  
Entry: 1:09.88 (-37.67)

25m: 14.38      50m: 32.21 (17.83)      75m: 53.79 (21.58)  
100m: 1:11.47 (17.68)



Sasamoto Rio

16



Gisborne G... 0.72

**1:11.10**  
Entry: 1:10.01 (-37.36)

25m: 15.00      50m: 32.65 (17.65)      75m: 54.62 (21.97)  
100m: 1:11.10 (16.48)



Miller Xanthe

16



Diocesan S... 0.77

**1:10.38**  
Entry: 1:09.73 (-38.03)

25m: 14.18      50m: 31.70 (17.52)      75m: 53.17 (21.47)  
100m: 1:10.38 (17.21)